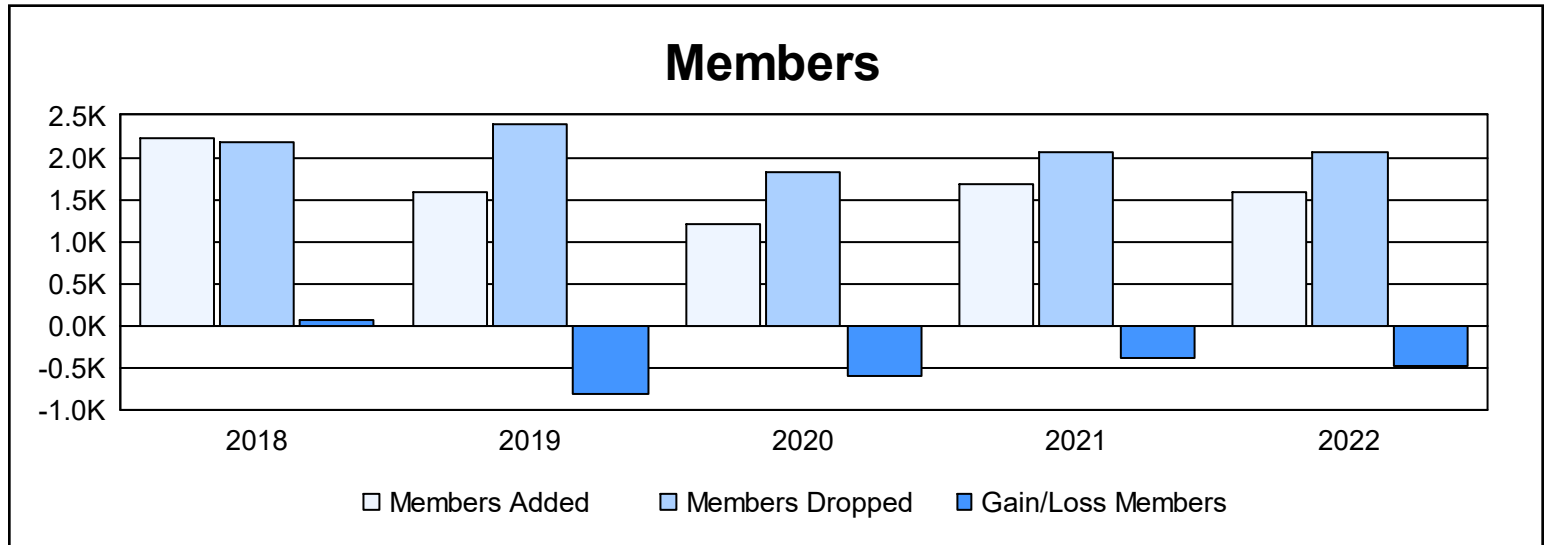
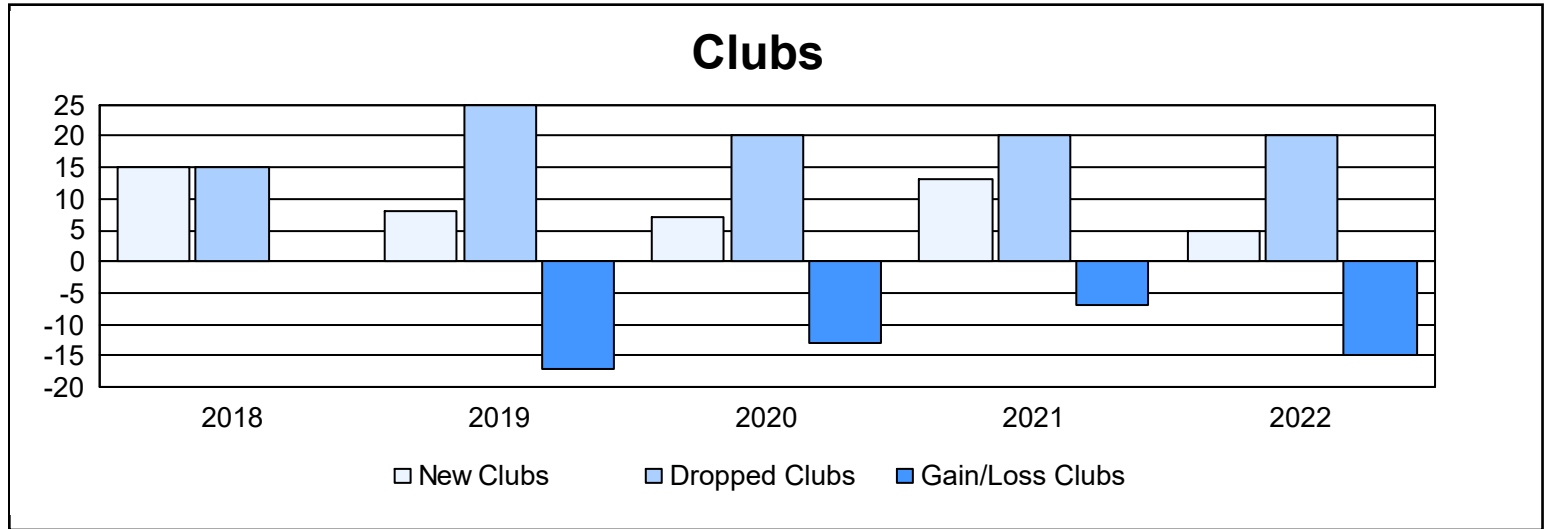
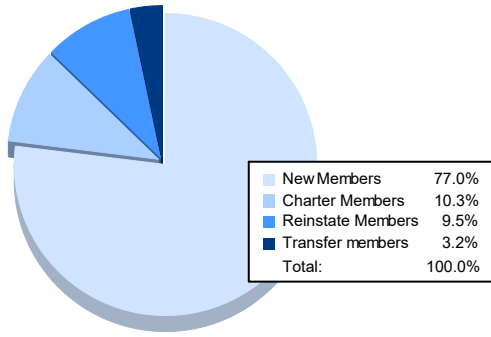


| Year           | New Clubs | Dropped Clubs | Gain/ Loss Clubs | New Members  | Charter Members | Reinstate Members | Transfer Members | Total Member Added | Total Members Dropped | Gain/ Loss Members |
|----------------|-----------|---------------|------------------|--------------|-----------------|-------------------|------------------|--------------------|-----------------------|--------------------|
| 2017-2018      | 15        | 15            | 0                | 1,650        | 424             | 88                | 61               | 2,223              | 2,170                 | 53                 |
| 2018-2019      | 8         | 25            | -17              | 1,223        | 221             | 66                | 84               | 1,594              | 2,398                 | -804               |
| 2019-2020      | 7         | 20            | -13              | 866          | 204             | 85                | 61               | 1,216              | 1,820                 | -604               |
| 2020-2021      | 13        | 20            | -7               | 1,116        | 402             | 121               | 42               | 1,681              | 2,057                 | -376               |
| 2021-2022      | 5         | 20            | -15              | 1,220        | 163             | 150               | 51               | 1,584              | 2,058                 | -474               |
| <b>Average</b> | <b>10</b> | <b>20</b>     | <b>-10</b>       | <b>1,215</b> | <b>283</b>      | <b>102</b>        | <b>60</b>        | <b>1,660</b>       | <b>2,101</b>          | <b>-441</b>        |



### Membership Composition June 2022 Cumulative



### Gender Composition June 2022 Cumulative

